

systemtronic  
datasheet VERISSIMO



General description:

This collection of aluminum planters is structured around two essential elements: bowls and bases, which can be combined to create a wide variety of configurations. The eight available models offer volumes ranging from 60 to 420 liters.

Designer: Soraya Pla.

Launch year: 2025.



**Technical description:****Materials:**

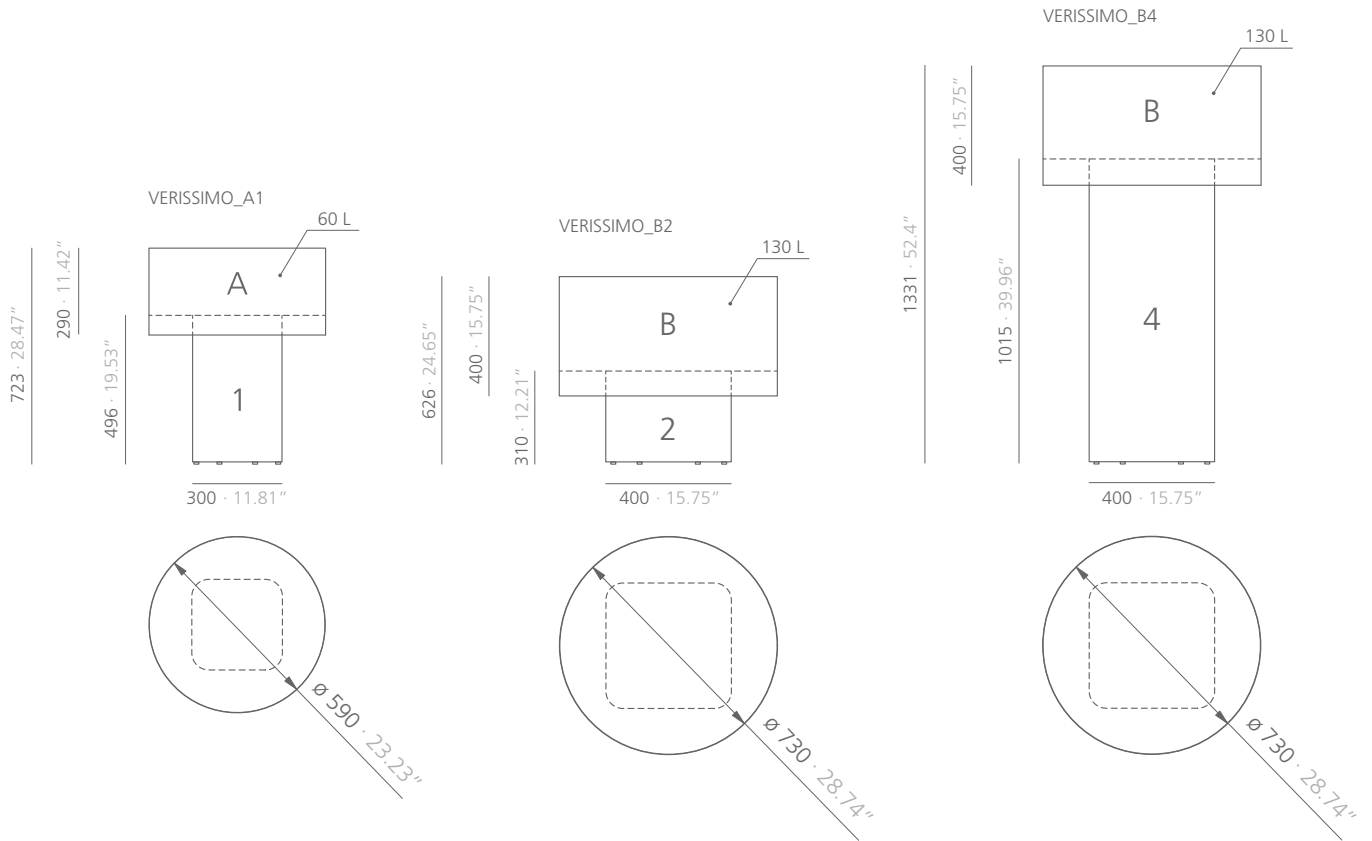
Bowl and base: lacquered aluminium  
Counterweight: lacquered steel

**Dimensions:**

Verissimo A1: 590x723x590 mm 23.23x28.47x23.23"  
Verissimo B2: 730x626x730 mm 28.74x24.65x28.74"  
Verissimo B4: 730x1331x730 mm 28.74x52.4x28.74"

**Capacity:**

Verissimo A1: 60 liters  
Verissimo B2: 130 liters  
Verissimo B4: 130 liters



mm · inches

**Technical description:****Materials:**

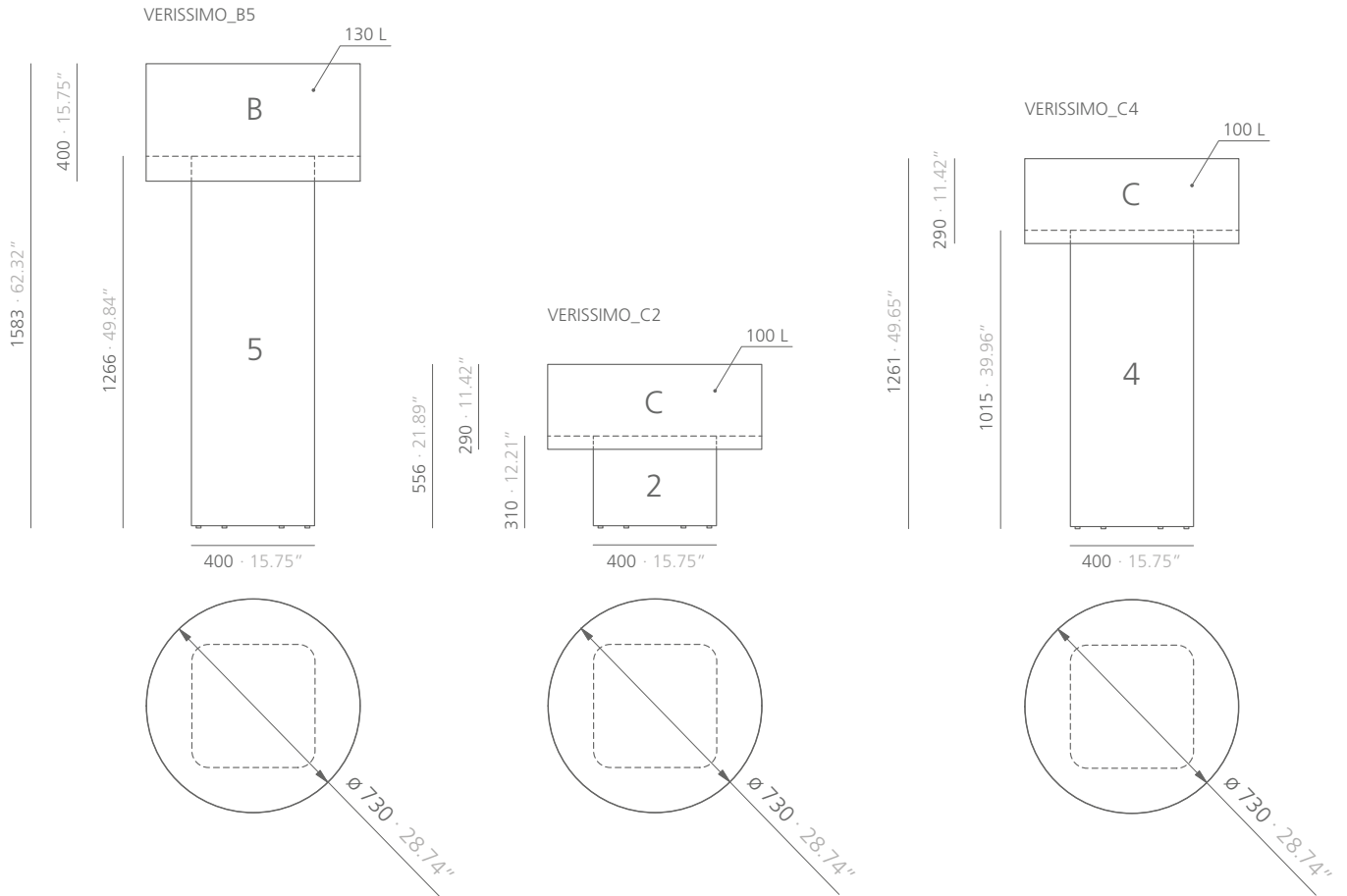
Bowl and base: lacquered aluminium  
Counterweight: lacquered steel

**Dimensions:**

Verissimo B5: 730x1583x730 mm 28.74x62.32x28.74"  
Verissimo C2: 730x556x730 mm 28.74x21.89x28.74"  
Verissimo C4: 730x1261x730 mm 28.74x49.65x28.74"

**Capacity:**

Verissimo B5: 130 liters  
Verissimo C2: 100 liters  
Verissimo C4: 100 liters



mm · inches

**Technical description:****Materials:**

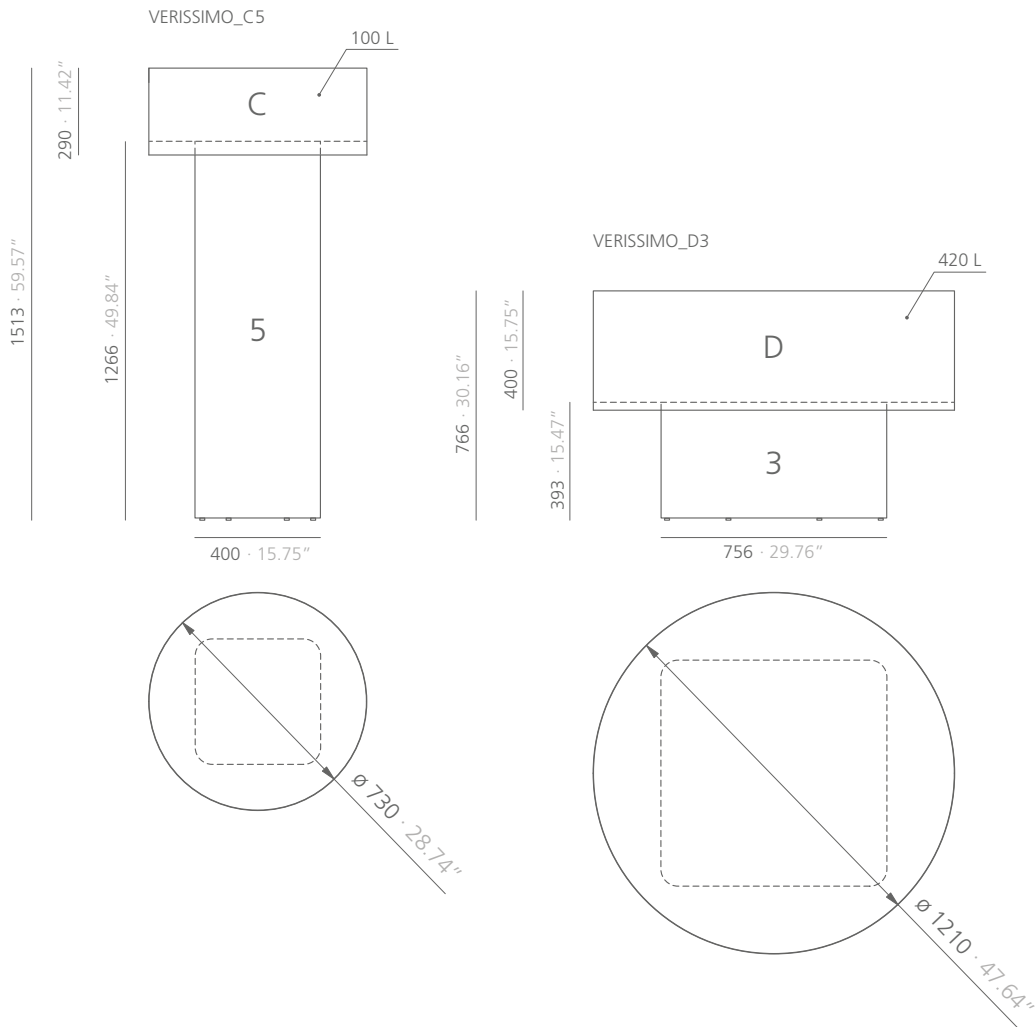
Bowl and base: lacquered aluminium  
Counterweight: lacquered steel

**Dimensions:**

Verissimo C5: 730x1513x730 mm 28.74x59.57x28.74"  
Verissimo D3: 1210x766x1210 mm 47.64x30.16x47.64"

**Capacity:**

Verissimo C5: 100 liters  
Verissimo D3: 420 liters



mm · inches

Finishes:**Paints:**

Consult for special dimensions or any other modification.

\*Polyester paint

Maintenance:**Polyester paint:**

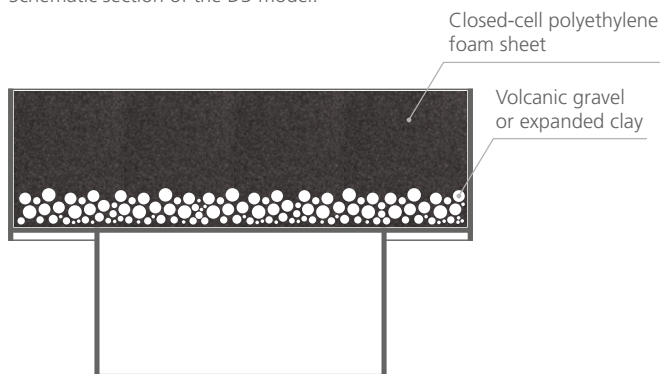
For dry dirt (dust), use a damp cloth. For greasy/oily stains (fingerprints), wipe with a sponge with water and dishwashing liquid. Rinse with a damp cloth. Avoid using products containing solvents and/or pure ethyl alcohol.

Recommendations for direct planting:

It is possible to plant directly in Verissimo planters, as they are made of powder-coated aluminum. For this, we recommend the following:

1. To prevent roots from suffering thermal stress, we suggest lining the inner walls of the planters with a closed-cell polyethylene foam sheet. This helps regulate the temperature of the substrate.
2. Before adding the substrate, we recommend placing a 30 to 50 mm layer of volcanic gravel or expanded clay at the bottom of the planter. This will help drain any excess water that could rot the plant roots.
3. We recommend avoiding very heavy (clayey) substrates. It is better to use well-aerated soil mixtures.
4. We recommend automatic and adjustable drip irrigation to maintain the necessary moisture without waterlogging.

Schematic section of the D3 model:

Sustainability:

The Verissimo collection is committed to sustainability and environmental preservation, which is why it uses responsible materials that minimize our impact on the planet. The aluminum used in the collection is 100% recyclable and contains at least 25% recycled content. This ensures that the products are durable and have a long lifespan, reducing the need for short-term replacement. Additionally, the paints used are solvent-free, water-free, and produce no emissions or waste. The result is a lower environmental impact.